


G imperatives, let's V feelings P linking

## 1 VOCABULARY feelings

a Match the words and pictures.



angry	bored	cold
frightened	happy	hot
hungry	sad	stressed
thirsty	tired	1 worried

b 2.13 Listen and check. Repeat the phrases.



## Collocation

Use be + hungry, thirsty, hot, etc., e.g.,  
I'm hungry. **NOT** I have hungry.

c How do you feel? Make true sentences and tell your partner.

*I'm hungry. I'm very tired.*





## 2 LISTENING &amp; READING

a 2.14 Lisa and John are on vacation with their baby, Henry. Listen and look at the pictures. How does each person feel?

Picture 1 Lisa angry    Picture 3 Lisa, John  
Picture 2 John, Henry    Picture 4 Lisa, Henry

b Listen again and read the story. Check your answers to a.

c 2.15 Listen to the end of the story. Is it a happy ending?



## 3 GRAMMAR imperatives, let's

a Look at the highlighted phrases in the story. Then complete the chart.

## Imperatives

- ☒ Turn \_\_\_\_\_ right. \_\_\_\_\_ careful!  
\_\_\_\_\_ for a hotel.  
☐ \_\_\_\_\_ turn left! \_\_\_\_\_ drive fast!  
\_\_\_\_\_ worry.

## Suggestions

- ☒ \_\_\_\_\_ stop for some food. \_\_\_\_\_ go there.  
☐ Let's \_\_\_\_\_ stop.

b p.126 Grammar Bank 2C



## 4 SPEAKING



**Communication** What's the matter?  
A p.103 B p.109 Role-play conversations.

What's the matter? (I'm sad.)

## 5 PRONUNCIATION linking

### Connected speech


When people speak, they don't separate all the words. Often, if a word ends with a consonant and the next word begins with a vowel, they link them together, e.g., Good idea.

- 2.17 Listen and write six sentences.
- Practice saying the sentences.

## 6 VIDEO LISTENING

- Watch the video *Have a safe trip!* Complete the ten tips.

- Plan \_\_\_\_\_ your trip.
- Check your \_\_\_\_\_.
- Listen to \_\_\_\_\_ information on the radio.
- Take a \_\_\_\_\_ with you in the car.
- Take bottles of \_\_\_\_\_.
- Take books, games, and \_\_\_\_\_ with you.
- \_\_\_\_\_ that all the passengers in the car have their seat belts on.
- Check that you have \_\_\_\_\_.
- After driving for two hours, stop for \_\_\_\_\_ minutes.
- Don't use your \_\_\_\_\_.



- Watch again. With a partner, agree your top three tips.

- GPS** In 100 feet **turn right**. Turn right

**Lisa** **Don't turn left!** Turn right!

**John** It's left, I'm sure.

**Lisa** No, it isn't.

**John** Yes, it is!

**Lisa** No, it isn't! This is wrong!

**John** Oh no...
- John** I'm thirsty. Where's the water?

**Lisa** Sorry, it's empty.

**John** Empty?

**Lisa** Yes, empty. **Let's stop for some food.**

**Henry's** hungry.

**John** OK.
- John** What's the matter?

**Lisa** I'm cold. Can you close your window?

**John** Cold? It's hot!

**Lisa** I'm cold. And Henry's cold.

**John** OK.

**Lisa** **Please don't drive fast!** This road's really dangerous.

**John** **Don't worry.** I'm a good driver.

**Lisa** **Be careful!**
- Lisa** Let's look for a hotel.

**John** No, **let's not stop** now.

**Lisa** But I'm tired and it's dark. And Henry's tired, too.

**John** OK, OK. **Look for a hotel near here.**

**Lisa** The Highland Hotel's 20 miles from here.


**John** **Let's go there.**

**John** 20 miles? No problem.

- What do signs 1–9 mean? Make ☐ or ☐ imperatives with the verb phrases.

be careful cross the road now eat or drink here  
go in here listen to music here ~~smoke here~~  
take photos ~~turn left~~ turn off your phone

- Turn left.
- Don't smoke here.



- Cover the verb phrases and look at the signs. Can you remember the phrases?