




# Before Reading

## Ask Questions



***What can I ask myself BEFORE reading to help me understand this text?***






-  What do I already know?
-  I wonder if...
-  What do I need to know?

# During Reading

## Ask Questions




***What can I ask myself as I read this text to help me understand?***






-  Does this make sense?
-  How does this information connect to what I already know?
-  What does the writer say about...?
-  What does the writer mean by...?
-  I still need answers to the question...

# During Reading

## *Understand the Text*



*At a tricky part in the text, I...*

-  pause to think about...
-  take a closer look at...
-  break the text into "chunks".
-  summarize as I read.
-  discuss what I have read.


---

## Communication

---

# During Reading

## Make Inferences



### *How can I read between the lines?*




- 📌 Based on what I have just read, I now realize...
- 📌 The evidence that supports my thinking is...
- 📌 I can now conclude...
- 📌 I think... because ...

# During Reading



**VISUALIZE**

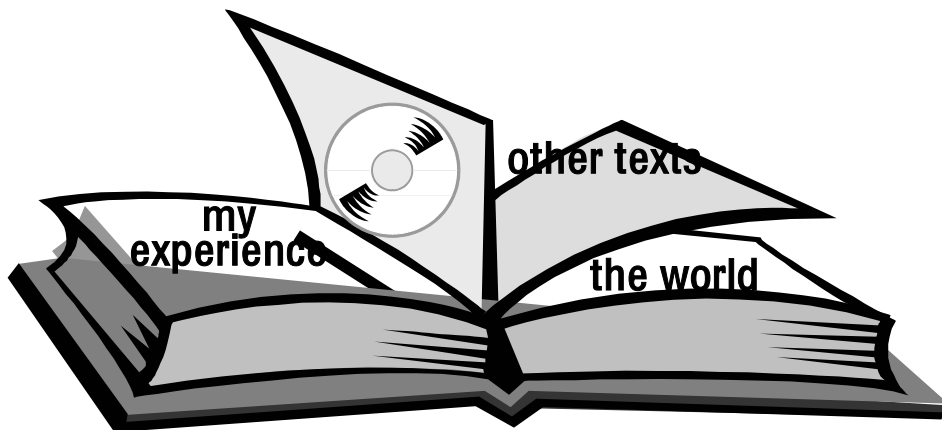
*To better understand while  
I was reading...*

-  I pictured what ... might look like.
-  I created a mental image of...
-  I used the images to help me...






**Communication**

# During Reading

## *Make Connections*



*How can I use what I already know to help me understand this text?*






-  I already know about...
-  This text reminds me of...
-  This compares to...
-  This text is different from... because...
-  This section made me think about...

# During Reading

## ***THINK TO READ***



***When I get to an unfamiliar word  
or section, I...***







-  look at photographs, diagrams, tables, or charts.
-  reread for meaning.
-  use context and clues for hints.
-  skip and return.
-  pause and ask questions.

# TAKE GOOD NOTES

# During Reading



## *To take good notes I...?*

-  look for the main idea(s).
-  use words I understand.
-  limit the number of words – restate, delete, combine.
-  organize with headings.
-  use symbols, colours, and webs to organize.
-  review, add, and revise.







# After Reading

## Ask Questions



***What can I ask to help me better understand this text?***

-  What does the writer mean by...?
-  Why did/didn't...?
-  What have I learned?
-  I wonder if...





# After Reading

## Find the Main Idea(s)



*What is/are the main idea(s)?*

*What is important?*






-  The most important thing I remember about this text is...
-  The main message is...
-  The text was mainly about...
-  Clues, words and features that helped me understand the text were...

# After Reading

## Think About the Text



*How do I put all the pieces together?*

-  The message of this text is ...
-  The purpose of this text is ...
-  These ideas relate to... because...
-  This text may be biased because ...
-  This text doesn't deal with ...

**Communication**