

How to Write an Excellent Paragraph

Writing Skills

Definition of a Paragraph

- *A paragraph is a group of sentences that tell /focus on one subject.*

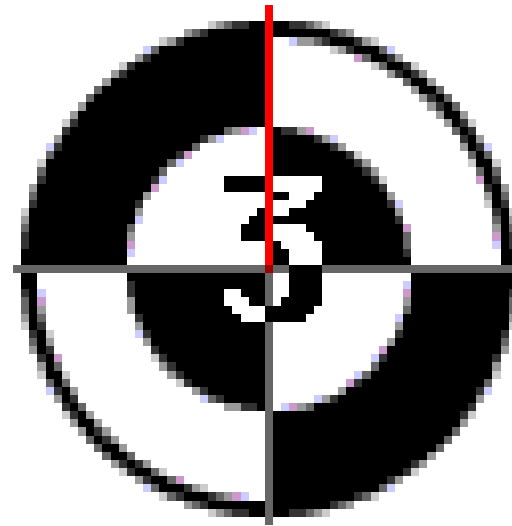


Example of a Paragraph

- Example of one paragraph: *“Kim’s favorite thing was to spend time with her dog. She played with her dog every day after school. She fed her dog two times a day. In the afternoons, they would go for a walk together. Kim liked her dog a lot!”*
- **Questions:** *What did Kim like? (her dog) What did she do with her dog? (played with it, fed it, went for a walk with it) What is the paragraph about? (Kim spending time with her dog) This is a paragraph with a group of sentences that tell about Kim and her dog.”*
- An example of a non-paragraph: *“Now listen to this: Luke liked to play sports. The tree was green. The clock stopped working. Lions like to roar real loud. Questions: What is this about? (Luke, a tree, a clock, and lions) Is it a paragraph? (wait for answers) No, because it’s not about one thing. It’s about completely different things.”*


Three parts that make a paragraph

- Topic sentence.
- Supporting details
- Concluding sentence



Topic sentences

- A topic sentence is a sentence that explains or states what you are going to write about .
- It lays the foundation of your paragraph . Just like you lay a foundation for a sandwich using bread.



- Example :I love holiday's because I get to sleep late, eat my favorite breakfast, and play video games.

Topic Sentences

- Example :I love holiday's because I get to sleep late, eat my favorite breakfast, and play video games.

Supporting Details


Supporting details give more information about your topic.

One way to help you add supporting details is to **imagine your topic sentence as a question**. I love holiday's ,but why?

Ask yourself : How can I prove this is true? What examples can I give?

Supporting Details

- Just like you add a topping on your sandwich to make it taste delicious .You can and should add a supporting detail to make your paragraph delicious or interesting.
- Examples:
- **Detail:** I like to sleep late.- Elaborate on your details with mini-details to make your paragraph interesting!
- **Mini- detail :** I usually wake up at 6:30 a.m.
- **Mini- detail :** However, on my holiday I woke up at 10:00a.m.
- **Mini- detail :** I slept an extra 3 and ½ hours!




Supporting Details

- (Lettuce)
- **Detail:** I ate my favorite breakfast.
- **Mini- detail :** I went into the kitchen to eat breakfast.
- **Mini- detail :** I decided to have my favorite pizza for breakfast.
- **Mini- detail :** It was delicious because I put scrambled eggs, sliced tomatoes, and turkey bacon on it.



Supporting Details


- (Bacon)
- I can play video games.
- The last thing I did was play my Wii game system.
- I selected the one player option because I was home alone.
- I played three games: tennis, bowling, and golf.
- I won them all!



Concluding Sentence

- Bread
- Conclusion-The concluding sentence is an ending sentence that describes what your paragraph was about.

This holiday was the best because I woke up late, ate my favorite breakfast, and conquered my video games.



The Paragraph

- I love holiday's because I get to sleep late, eat my favorite breakfast, and play video games. I usually wake up at 6:30 a.m. However on my holiday I woke up at 10:00a.m.I slept an extra 3 and ½ hours! I went into the kitchen to eat breakfast. I decided to have my favorite pizza for breakfast. It was delicious because I put scrambled eggs, sliced tomatoes, and turkey bacon on it. The last thing I did was play my Wii game system. I selected the one player option because I was home alone. I played three games: tennis, bowling, and golf. I won them all! This holiday was the best because I woke up late, ate my favorite breakfast, and conquered my video games.

Great Website for Paragraph Topics

http://www.teachersdesk.org/topics/par_week_program.html