






1 | Preview

PAIR WORK Look at the pictures. What do you think will happen? Put them in order from 1 to 4.



NEW FRIENDS

1

2

3

4

VIDEO

www.irLanguage.com

2 | Understand

A Watch the video. Check your answers in the Preview section. Did you guess correctly?

B Watch the video again. Mark the statements **T** (true) or **F** (false).

- | | |
|--------------------------------------|---|
| ___ 1. Tom and Eric are roommates. | ___ 4. Maria is Jill's sister. |
| ___ 2. Jill is Eric's new neighbor. | ___ 5. Maria and Jill are cooking dinner. |
| ___ 3. Eric wants to borrow a broom. | ___ 6. Jill's number is 555-3922. |

3 | Discuss

GROUP WORK Answer the questions.

1. Do you know your neighbors?
2. Do you ever borrow things from people? What do you borrow?
3. Do you cook? What do you cook for other people?

1 How are you?

A Student A: Greet Student B with his or her name.
Use two different greetings. Then say goodbye.

Student B: Respond to Student A's greetings.

B Now change roles.

I can greet people.

Very well I need more practice.

I can say goodbye.

Very well I need more practice.

See Language Booster page 3.



2 Nice to meet you.

A Student A: Greet Student B. Introduce yourself, and say your first and last name.

Student B: Respond to Student A. Introduce yourself, and say your first and last name.

B Now join another pair and introduce your partner to them.

I can introduce myself.

Very well I need more practice.

I can introduce others.

Very well I need more practice.

See Language Booster page 5.



3 Can you say that again?

A Student A: Ask for Student B's name, e-mail address, and phone number.
Ask for repetition.

Student B: Answer Student A's questions.

B Now change roles.

I can ask for personal information.

Very well I need more practice.

I can ask for repetition.

Very well I need more practice.

See Language Booster page 7.



4 Nice weather, isn't it?

A Student A: Greet Student B. Use two different small talk expressions.

Student B: Respond to Student A.

B Now change roles.

I can make small talk.

Very well I need more practice.

See Language Booster page 9.

